



September 2014 Newsletter

BAJA NEWS

For more information and Baja news, see:
www.discoverbaja.com/baja-california-information/baja-news/



Toll Road to Ensenada Reopening Sept 15: We're happy to announce that the toll road from Rosarito to Ensenada will reopen on Sept 15. Some construction to prevent further damages will continue, but will not affect through traffic. For more information, see bit.ly/1wdGJOH



East Otay 2 Border Crossing: The East Otay 2 border crossing that will be a paid border crossing, will finally be put to work. The new crossing could be in operation as early as the end of 2017. With 35 new lanes (27 northbound and 8 southbound), the new crossing will greatly ease border congestion for the region.



FMM Checkpoints: We've had a number of members reporting that they are being asked for FMM tourist permits when traveling around Rosarito. As a reminder, if you are anywhere farther than 20 kilometers south of the border, you need to have an FMM. Also, keep in mind that if you do not have an FMM and you get into an accident, you are considered to not be in accordance with the law and your insurance may be rendered invalid. The easiest way to get your FMM is prepaid through Discover Baja. www.discoverbaja.com/go/fmm-tourist-permits/

From the DBTC Office

School's back in session, there's a crisp feeling in the air and the leaves are starting to change colors. Fall is here and that means it's time to head down to Baja!

We have a lot of fun lined up for you this season. There's still space on our Mata Ortiz trip coming up at the end of September and we've got a special lecture by Graham Mackintosh in October.

Call us for Mexican auto insurance, FMMs (personal or nautical), fishing licenses, temporary importation for boats or anything else you need for your trip.

See you in Baja!
Hugh, Carol, Jen, Maythé & Monica



DBTC BAJA CAJA All of the Baja info you need in one box!

PESO EXCHANGE RATE: \$13.14 to \$1 U.S. dollar

PEMEX PRICES: Northern Baja: Magna: \$3.83/gal, Premium: \$4.04/gal, Diesel: \$3.93/gal
Southern Baja: Magna: \$3.90/gal, Premium: \$3.98/gal, Diesel: \$3.93/gal

FISHING LICENSES: Day: \$12.25, Week: \$31.20, Month: \$42.80, Year: \$54.40 for members.
www.discoverbaja.com/go/fishing-licenses

PREPAID FMMs: \$35 DBTC members only. www.discoverbaja.com/go/fmm-tourist-permits

BOAT TEMPORARY IMPORT PERMITS (TIPs): \$45 fee for DBTC to handle processing. Service for DBTC members only. www.discoverbaja.com/go/temporary-boat-importation/

NAUTICAL FMMs: \$10 fee for DBTC to process. Service for DBTC members only.
www.discoverbaja.com/go/nautical-sportfishing-fmm/

MEXICAN AUTO INSURANCE: www.discoverbajaonline.com

ON OUR RADAR FOR SEPTEMBER

To keep up on the latest Baja events, check out www.discoverbaja.com/events

SEPT 16 Día de la Independencia de México




- The "Grito de Dolores" was uttered by Miguel Hidalgo y Costilla on September 16, 1810 officially proclaiming the beginning of the Mexican War of Independence
- Celebrate by watching a re-enactment of the famous "grito" at midnight on the night of Sept 15 and eating chiles en nogada. ¡Viva Mexico!

SEPT 21 36th Fish and Seafood Fair



- Free Entrance
- 12 noon
- Playa Hermosa Boardwalk in Ensenada
- The Baja Seafood Expo (the largest fish expo in Mexico) culminates with this seafood event featuring the freshest and best seafood dishes from local restaurants
- bajaseafoodexpo.com



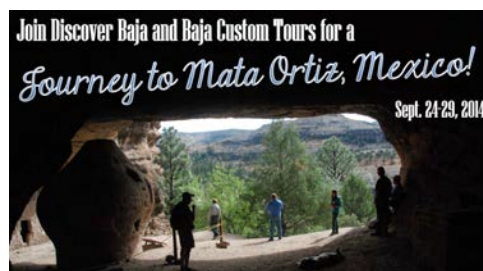
SEPT 27 35th Anniversary Rosarito Ensenada Bike Ride

- This bi-annual event features a 50-mile fun bicycle ride from Rosarito to Ensenada
- There's a grand fiesta at the finish line

with music, live entertainment, food and drinks

•www.rosaritoensenada.org

SEPT 24-29 DBTC Journey to Mata Ortiz, Mexico




- Join us on an adventure to Mata Ortiz, Mexico to discover archaeological sites and experience the famous local artist pottery scene
- For more information, please see page 4
- discoverbaja.com/2014/08/06/mata-ortiz



Mariachi y Ballet Folklórico Festival

The Festival Internacional del Mariachi y Ballet Folklórico is back again for it's 5th year in Rosarito Beach. The festival spans four days with student workshops for children in mariachi and folklórico and concludes with an extravaganza concert on Saturday October 4th. The concert will feature the famous Mariachi Vargas and the Mariachi Divas. 100% of proceeds from the concert will benefit the Boys & Girls Club of Rosarito. For tickets and more information: www.clubrosarito.org



Baja's Hidden Gold

2nd Edition!

\$15.00

Members receive
extra 10% discount.
Call 800-727-2252

Herman Hill, from whose memory these stories come, passed away in a car accident in 2013. He was in his 92nd year of a fabulous life of seeking gold in the Baja. This book is an update of the original first edition, which has been sold out. It contains new material as well as all the original material found in the first edition. His stories, filled with humor and verve, illuminate the history of the beautiful Baja Pueblo of Bahia de los Angeles. A prospector, a dreamer, and an adventurer, Herman's stories capture both a region and a lost time in American history.

51 year old male diver looking for ride/ friends to go to a place 30 miles south of Loreto around December 7. 530-249-4009

Jim Hendricks and Jim Cline are unable to continue publishing the beautiful **Baja Calendar**. If anyone is interested in taking over this opportunity, Jim Cline would be happy to provide Baja photos, advice and distribution lists. Contact Jim Cline at jim@jimcline.com

When getting Mexican auto insurance, **all towed units must be listed on your insurance policy**. If you have an accident and the towed units are not listed on the policy, the policy will be invalid.

WRITERS WANTED! Are you an avid Baja adventurer with a talent for writing? Do you like to see your name in print? Discover Baja is looking for Baja writers to submit articles for possible publication in our blog or newsletter. Please email stories to jen@discoverbaja.com

The next event in the Discover Baja lecture series...

Graham Mackintosh's Baja Adventures!

Join us Thursday, October 16th in San Diego for an entertaining evening as legendary Baja author, Graham Mackintosh, regales us with his tales of recent adventures in Baja.

Graham Mackintosh is the author of the Baja books "Into a Desert Place," "Journey with a Baja Burro," "Marooned with Very Little Beer," and "Nearer My Dog to Thee" www.grahammackintosh.com

Thursday, October 16th at 7pm
Liberty Station - NTC Command Center
Meeting Room 1
2640 Historic Decatur Road
San Diego, CA 92106

Free for Discover Baja members.
\$5 for nonmembers.

RSVP to ask@discoverbaja.com or 800-727-2252



Join Discover Baja and Baja Custom Tours for a *Journey to Mata Ortiz, Mexico!*

Sept. 24-29, 2014



Join Discover Baja and Baja Custom Tours on a wonderful adventure to Mata Ortiz, Mexico! This six-day trip will take place from September 24-29, 2014. Trip will start and end in San Diego.

This trip is full of treasures—ancient ruins, newly discovered caverns, unique handcrafted pottery, and always, the wonderful Mexican people. It is hard not to become enchanted with the village of Mata Ortiz and its warm, compassionate, talented people. It is home to the legendary Juan Quezada – the magnificent artist and humble teacher who has discovered the lost secrets of this special type of pottery making and has taught them to the people in his village. You'll meet local pottery artists, learn about the pottery process, watch the artists making their pottery, and, of course, get the opportunity to purchase some of the pots to take home with you. In addition to experiencing the pottery scene in Mata Ortiz, you'll have the opportunity to visit ancient petroglyphs and cave dwellings at Cueva de la Jolla, and see the Paquime Archeological Zone, ruins of a civilization from the 1200s. On the way back from Mexico, a stop at the Kartchner Caverns State Park in Arizona will be sure to amaze!

This will be a perfect opportunity to buy gifts and either start, or add to, your own collection of Mata Ortiz pottery. These works of art will only increase in value as Mata Ortiz becomes better known throughout the world. Visit the village now while it is still relatively untouched!

The all-inclusive price of \$1,295 is based on double occupancy.

To reserve your space, please call Discover Baja at 800-727-2252 or email ask@discoverbaja.com

**For more information and a full itinerary of the trip:
www.discoverbaja.com/2014/08/06/mata-ortiz/**



HOW TO CROSS THE BORDER *FASTER*

In a perfect world, the margaritas are always flowing, the fish are biting, and we would breeze right across the border on our way back from Baja. Oh well, two out of three ain't bad and nothing worthwhile ever came that easy, right? Unfortunately, the border wait is an inevitable trial of patience, but we've put together some tips for you to help make it a little easier and faster. For more information on any of these below, see our website at www.discoverbaja.com/go/returning-u-s/#entrylanes. And make sure to check out our border chart on the next page that we put together as an easy reference for you to keep on hand for any of your border questions.



SENTRI

For \$125, you can buy yourself five years worth of expedited border crossings. You'll need to apply online at GOES (<https://goes-app.cbp.dhs.gov>) where you'll start the application process. Once you've been approved, you'll schedule an in-person interview where you'll need to provide proof of citizenship, proof of income and evidence of residence. If you want to have your car SENTRI approved to use driving across in the SENTRI lane, you'll need to bring it to the interview for inspection as well as proof of U.S. auto insurance. The entire SENTRI process generally takes a few months between first applying and the time you get your SENTRI card in the mail. The process includes a background check, so if you have any DUIs or past incidences on your record, you may not be approved for SENTRI. See our Border Chart on the next page for information on SENTRI lanes at specific border crossings.



Ready Lane

If you don't want to deal with the hassle of applying for SENTRI or you're looking for a more immediate solution, a great option is to get a passport card. The Ready Lane is for anyone with an RFID-enabled document to use. This includes enhanced drivers license from the U.S. states of Michigan, New York, Vermont and Washington as well as the Canadian provinces of British Columbia, Manitoba, Ontario and Quebec (California does NOT currently have RFID-enabled drivers licenses, but they are currently reviewing legislation to change that). This also includes passport cards (NOT passport books). If you already have a passport, it's an extra \$30 to get a passport card. The San Diego passport office can process it for you same day if you're able to show proof of travel. You can use your RFID-enabled document for expedited pedestrian crossing and there's a passenger (car) ready lane crossing if everyone in the car has an RFID-enabled document. See our Border Chart on the next page for availability of Ready Lanes at specific borders.



Fastrack/Fast Pass

(San Ysidro border crossing *ONLY*) Consider staying at hotels or frequenting places in northern Baja that issue the "Fast Pass." This is a one-time use pass that can be used for the medical lane at the San Ysidro border crossing. Reported wait for the Fast Pass lane is usually about 30 minutes, but can be much higher on holiday weekends. Many medical offices and some hotels (restaurants are no longer able to issue fast passes) in Tijuana, Rosarito and Ensenada have the fast passes available for customers. Always call ahead to make sure that the establishment has Fast Passes available as it can change on a daily basis. While the organization that runs the Fast Pass program will not release an official list of establishments that offer the pass, we've gathered a list of places that offer the Fast Pass at www.discoverbaja.com/go/returning-u-s/#entrylanes. You can also call the DBTC office for an updated list.

Other Tips:

- Take the Blvd 2000 to the Otay Border so that you bypass the traffic of Tijuana and the crowds at San Ysidro.
- Tecate is also a short wait for regular border lines, but be aware that the Tecate border closes at 11pm. Even if you've been waiting in line, when the border closes at 11, you will not be able to cross if you haven't already.
- Go to Best Time to Cross the Border (traffic.calit2.net/border/border-crossing-wait-times-map.php) or download their "Border Wait" app for your smartphone so that you can see data on the best days and times to cross the border, and check current wait times for the various border crossings. They have information for all of the different lanes (ie passenger regular, pedestrian SENTRI, Ready Lane, etc). Current border waits are as reported by CBP and are not always 100% accurate. The best method for determining current wait time is to look at the "ireports" on the app. Please help us all out by recording your own wait time using the "ireport" feature when crossing yourself.
- Go to bordertraffic.com for traffic cameras to see the lines at San Ysidro and Otay Mesa.
- Have patience, some relief is on the way. Construction at the San Ysidro border crossing will be finished in the next few months and all northbound lanes will be opened and staffed. Progress continues on the Otay East Paid Border crossing which will be an expedited border crossing for those who wish to pay a toll. In addition, there will be a new pedestrian border crossing to access the Tijuana Rodriguez airport from San Diego which will be completed in 2015.

Baja California Border Crossing Chart

		SAN YSIDRO	OTAY	TECATE	MEXICALI WEST	MEXICALI EAST
SOUTHBOUND (Crossing into Mexico)	BORDER HOURS	24/7	24/7	5am-11pm	24/7	3am-midnight
	IMMIGRATION (SAT)	Open 24/7	Open 24/7	Open 5am-11pm	Open 24/7	Open 6am-10pm
	CUSTOMS (ADUANAS)	Open 24/7	Open Mon-Sat: 8am-9pm; Sun: 9am-6pm	Open 8am-4pm	Open 24/7	Open 6am-10pm
	BANJERCITO	Open 24/7. Only accepts payment for FMMs	Open Mon-Sat: 8am-9pm; Sun: 9am-4pm	Open 8am-4pm	NO Banjercito. There is an HSBC Bank for FMMs	Open 6am-10pm
	PAPERWORK	FMMs	FMMs, boat and car temporary import permits (TIPs)	FMMs, boat and car temporary import permits	FMMs	FMMs, boat and car temporary import permits (TIPs)
NORTHBOUND (Crossing into the U.S.)	BORDER HOURS	24/7	24/7	5am-11pm	24/7	3am-midnight
	PASSENGER REGULAR LANE	Open 24/7. Typical wait: 1 hr, 40 min	Open 24/7. Typical wait: 1 hr. 10 min.	Open 5am-11pm. Typical wait: 30 min.	Open 24/7. Typical wait: 1 hr., 5 min.	Open 3am-midnight. Typical wait: 50 min.
	PASSENGER SENTRI LANE	Open 24/7. Typical wait: 20 min.	Open 24/7. Typical wait: 10 min.	X	Open 24/7. Typical wait: 8 min.	Open 3am-midnight. Typical wait: 0 min.
	PASSENGER READY LANE	Open 24/7. Typical wait: 1 hr., 5 min.	Open 24/7. Typical wait: 45 min.	X	X	Open 3am-midnight. Typical wait: 30 min.
	PASSENGER FAST TRAK LANE	Open 8am-10pm. Typical wait: 30 min.	X	X	X	X
	PEDESTRIAN REGULAR LANE	Open 24/7. Typical wait: 1 hr., 5 min.	Open 24/7. Typical wait: 25 min.	Open 5am-11pm. Typical wait: 5 min.	Open 24/7. Typical wait: 30 min.	Open 3am-midnight. Typical wait: 0 min.
	PEDESTRIAN SENTRI LANE	USE PEDESTRIAN READY LANE	USE PEDESTRIAN READY LANE	X	USE PEDESTRIAN READY LANE	X
	PEDESTRIAN READY LANE	Open 24/7. Typical wait: 40 min.	Open 24/7. Typical wait: 20 min.	X	Open 24/7.	X
SPECIAL NOTES		There is a northbound pedestrian handicap crossing at San Ysidro	Use the Otay when declaring wood or household items including used clothing and shoes to take into Mexico			

*All border wait times are as reported by the CBP, August 2014.

ASK A LOCAL:

Rosarito

NAME: Jen Kramer **TOWN:** Rosarito **HOW LONG:** One and a half years **OCCUPATION:** Marketing Director for Discover Baja **BIO:** As the daughter of Hugh and Carol, I grew up traveling to Baja from the time I was an infant. Most of my favorite childhood memories are from traveling around Baja in our VW camper with the Kingston Trio playing in the background and a sense of adventure in the air. That spirit and love for Baja never left me, even in the decade that I spent in New York City working in the fashion industry. Now, as the marketing director for Discover Baja, I have the privilege of getting to experience the best of Baja for a living. In my free time, I also write www.bajatheothercalifornia.com, a blog about some of my favorite places to eat, drink and explore in northern Baja.

Best activities to enjoy in Rosarito? Rosarito has a little something for everyone – beach goers, surfers, foodies, golfers, explorers. They just sunk a ship to operate as a new underwater dive park, and the Coronado Islands (just a few miles off the coast) are a haven for divers and fishermen. K38 and Baja Malibu are great spots for surfing. Baja Mar and Real del Mar are popular for golfing. You can enjoy an easy day trip up to Tijuana or down to Ensenada, as well as the Valle de Guadalupe for wine tasting.

Any good street food? There are lots of good taco stands along the main street in town, Benito Juarez. One of the most popular taco stands, Tacos el Yaqui, serves arrachera tacos just a few blocks off of Benito Juarez. Tito's Mariscos (up across from the Comercial Mexicana) is probably my favorite because you can get giant, delicious fish tacos for under a dollar apiece. One taco is a full meal in itself. If you're looking for something a little different, El Gaucho Argentino is a great little Argentinian place with steak sandwiches and empanadas. It used to be a streetcart and recently moved into a little restaurant space.

Favorite sit-down restaurants? The Perez family owns many of the

traditional Mexican restaurants in town and I love all of them. My family has been frequenting them for decades. They all feature a wonderfully authentic setting with wood and cactus decor, candle lighting and a lady making homemade tortillas in the corner. El Nido has been around since the 70s and is a classic right in town; Los Pelicanos has a lovely spot right on the beach; La Estancia has great steaks (and margaritas); and my favorite of the bunch is Tapanco. You can't go to Rosarito without going to at least one of these restaurants. Carnitas la Flor de Michoacán is a famous local's spot for carnitas and Betuccini's is delicious Italian with homemade pastas and pizzas in a charming setting. Just south of town down at the famous surf spot K38, Calypso Baja restaurant (the same Calypso that used to be up in Leucadia in northern San Diego for decades) is some of the best food in Rosarito with a great outdoor space as well.

What are some of the best hotels in the area? The Rosarito Beach Hotel is a classic that celebrities like Marilyn Monroe, John Wayne and Gregory Peck frequented in their day. There are also plenty of condo rentals around town where you can stay in a luxury condo right on the beach and enjoy nice amenities as well.

What are the best beaches to visit in Rosarito? One of the main attractions of Rosarito is the beach. The beach along the main part of town is large and beautiful and offers lots of activities to enjoy such as ATVs, horseback riding, surfing and ultralight airplanes. If you're looking for a more peaceful experience, there's a gorgeous beach north of town right across from the Baja California Convention Center that is absolutely breathtaking and minus all of the crowds from town.

Any popular nightlife or entertainment? Rosarito used to be known as a popular spring break spot with clubs and bars crawling with college students partying all night long. But the city has grown up a lot over the past few years. While there's still a small party scene at places like Papas & Beer and Iggy's, there are lots of quality restaurants and nicer bars that offer a more adult Rosarito experience. Extremely talented artists, like the guitarist Miguel de Hoyos and the musician Quino McWhinney from Big Mountain, play live music at hotels and restaurants around town with no cover to get in. It's always a casual and intimate experience.

CONTINUED FROM PREVIOUS PAGE

Annual events that are worth making a trip to Rosarito for?

The Rosarito Art Fest at the beginning of every summer is a personal favorite. Rosarito just had it's first beer fest with tons of local Baja craft beers, food and live music which was really fun and hopefully an event that will be happening again in the future. Puerto Nuevo has a lobster fest each fall to kick off lobster season.

Are there internet cafes or wifi spots in town? Most of the major hotels and restaurants have wifi and many of the restaurants will give you their wifi password if you just ask for it.

Things people shouldn't visit Rosarito without seeing or doing? You have to go to Puerto Nuevo for lobster (it's fried and served with rice, beans and tortillas – delicious!). If you love seafood, check out Popotla, just south of Baja Studios (where they filmed Titanic – unfortunately the studio is no longer open for studio tours as it was in the past). It's a grungy little fishing village, but you can walk along the beach to see the fresh catches of the day and stop into any of the little restaurants to have them serve you up fresh seafood. Have a drink at the Rosarito Beach Hotel (I prefer the Beachcomber Bar at sunset time where you can enjoy views overlooking the beach and pier). If you have an extra day, you're only an hour and a half or so

from the Valle de Guadalupe wine region if you want to get in some wine tasting.

Insider tip about visiting Rosarito? I'll give you three! 1. One of the best wineries in Baja isn't in the Valle de Guadalupe – it's in Rosarito. If you love wine, don't go to Rosarito without visiting Claudius Winery. They even have wine class they offer on weekends over the course of a few months if you're a true oenophile. At the end of the class, you'll have made 300 bottle of your own wine! (www.claudiusvino.com) 2. If you love a good bargain, there's a Cinépolis movie theater in the large Pabellón on the north side of town where you can go see a movie for under \$3 a ticket. Just make sure that you're looking for movies with "SUB" behind the title so that you're getting a movie in English (with Spanish subtitles). 3. If you don't have dental care in the U.S., Rosarito has some really great, affordable dentists. They do everything from teeth cleaning to root canals and jaw surgeries for a fraction of the price in the U.S. I go to Dr. Avila's office where I get my teeth cleaned (by an actual dentist, no less) for just \$40. They'll even give you a fast pass to get you expedited crossing at the San Ysidro border.



What's the best time of year to visit? Because the weather is so temperate, it's pleasant to visit all

year long. The beaches get very crowded on the weekends during the summer and, because it's on the coast, Rosarito gets "May Gray" and "June Gloom" the same way that San Diego does. Early fall is my favorite time of year because there are fewer crowds and the weather is perfect.

Any good shopping? There's a little open-air market with stalls on the main street in town, Benito Juarez, where you can find typical Mexican souvenirs like blankets, knick knacks, art and jewelry. As you're heading out of town to the south on the free road, there's a mile or so of curios shops and artisans making beautiful ironwork and wood furniture. Calimax and Comercial Mexicana are great for picking up groceries. Baja Produce is a cute little shop with lots of local produce, cheeses and artisan snacks. If you enjoy buying art, there's a great artist scene in Rosarito with lots of talented local artists.

The best "local spot" in town? There's a large community of expats living in Rosarito, so there are a number of gringo hangouts. Renee's Sports Bar and Splash restaurant are two popular ones. The invite-only Mi Casa Supper Club, recently opened a new restaurant space that's now open to the public so that even visitors can stop by to enjoy drinks and appetizers.

For more on Rosarito, visit the Discover Baja Rosarito City Guide! bit.ly/ZeMjRP



THE SPANISH MISSIONS ON THE CALIFORNIA PENINSULA:

#27, *Nuestra Señora de Guadalupe* (1834-1840)



Guadalupe mission ruins photo by David Kier, in 2012.

By David Kier

Ojá Coñúrr (Painted Rock) was the native Indian name for the location of the final mission in both Baja and Alta California. Mexico had won its independence from Spain in 1821. Dominican Padre Felix Caballero named this new mission in honor Mexico's patron saint, Nuestra Señora de Guadalupe. The founding date has been given as June 25, 1834. The mission is sometimes called Guadalupe del Norte to differentiate it from the Jesuit founded Mission Guadalupe (1720-1795), in southern Baja California.

Padre Caballero arrived in northern Baja California in late 1814. The records show he performed a burial service at Mission San Vicente on December 15 of that year. In May, 1815, Caballero was assigned to Mission San Miguel to replace Padre Tomás Ahumada, who had been

the resident missionary there since 1809. Caballero was one of just five missionaries in northern Baja California that year. In 1819, two more Dominicans arrived in Baja California and Felix Caballero was placed in charge of Mission Santa Catalina from 1819 to 1822. 1822 was a year of major events for the people of Baja California. They learned that Spain had lost Mexico after 11 years of war and they were to pledge their allegiance to the new Mexican Empire. Also in 1822, Chilean ships and soldiers, led by English Admiral Thomas Cochrane, attacked San José del Cabo, Todos Santos, and Loreto, in an attempted invasion.

Mexico's new emperor, Agustín de Iturbide, was soon banished by General Santa Anna, and the young country became a republic. The California missions would continue to operate without any government assistance, as they had been for several years during

the war. The few remaining mission padres had to survive on what they could raise or from the trading of goods with foreigners. Padre Caballero was able to succeed at Mission El Descanso, which he re-founded in 1830. Some potentially rich farmlands were just southeast in a valley called San Marcos. Caballero was anxious to develop the valley. Chief Jatiñil from Nejí, who helped Caballero build the new church at El Descanso, also helped him construct another new mission in this valley. Guadalupe, like the new church at El Descanso, was the personal project of Caballero. The Spanish mission program was over and while Mexico ordered the missions to be secularized in 1833, the law was rescinded for the California missions in 1835. They could continue operate and serve the Indians until the mission was abandoned or the current priest died.

CONTINUED ON NEXT PAGE 9

CONTINUED FROM PREVIOUS PAGE

According to the research done by Rev. Albert Nieser, O.P., Caballero built the mission for newly arriving mainland settlers, and not the Indians. Chief Jatiñil provided help for Caballero every year with harvesting crops as well as constructing Caballero's mission buildings. Jatiñil also helped Caballero in fighting other Indian tribes that attacked Mission Santa Catalina. Jatiñil's father had told him the land would belong to the *gente de razon* or 'people of reason' (whites and mixed bloods), and the chief had accepted this reality.

The Guadalupe mission church had two altars and a choir. The mission compound had shops and a residence for the priest. Caballero made Guadalupe the administrative center of the northern peninsula missions. The mission sat on a small mesa overlooking the valley from near the center-west side. Two miles of irrigation canals were constructed down both sides of the valley. One six acre plot, just north of the mission, was where vegetables and fruit were raised. Cattle seemed to be the chief commodity with nearly 4,915 head reported in 1840, the largest of any Dominican mission. A letter to Caballero on May 29 of that year from Don Juan de Jesús Ozio however claims the count was only 1,915.



Guadalupe and vicinity as drawn by Peveril Meigs in 1934.

David Kier is co-author of 'The Old Missions of Baja & Alta California, 1697-1834'. The book is available for purchase at the DBTC offices (call 800-727-2252). You can follow along with the series to learn about the history of all of the Baja California missions on the DBTC blog and in future newsletters.

In 1836, some 400 Yuma Indians attacked Guadalupe but the garrison of soldiers stationed there were able to save the mission. More attacks came until the final one by Caballero's own supporter, Chief Jatiñil. He revolted against Caballero because the priest continued to force baptism of his tribe and make them live at the mission. An attack in October 1839 was reported to have sacked the mission, but an eye-witness to the attack gave the date as February 1840, recorded by Manuel Clemente Rojo. Jatiñil's goal was to kill Padre Caballero, but the padre was able to persuade María Gracia, an Indian woman to hide him in the mission's choir. Caballero escaped death and left northern Baja California for Mission San Ignacio in the southern half of the peninsula. There he began to acquire property and attempted to have his Guadalupe mission cattle delivered to him.

On the morning of August 3, 1840, at Mission San Ignacio, Caballero said mass and drank his daily cup of chocolate. Sharp stomach pains hit him, as if he were poisoned. Felix Caballero died a few hours later. The extensive property that Caballero had would cause government officials in Baja California to frown upon the Dominicans who remained. The missions were in decline, most of the Indians were gone and the mission churches often continued to serve the newly arriving mainlanders. Dominicans were replaced by parish priests. The last California mission to close was Santo Tomás, in 1849. The last Dominicans left Baja California, from La Paz, in 1855.

By 1929 the adobe walls of Mission Guadalupe were already destroyed by treasure hunters but some of the wall's stone foundation was present and measuring 60 yards on one angle and 30 yards on the other. Pieces of red floor tiles were inside the angle. It was reported that broad steps led down the slope from the mission to two cement water tanks fed by a spring.

In recent years, the mission site has been developed as a historical park and includes a museum. It is located in Francisco Zarco (the government name for the town of Guadalupe), about 1 mile from Highway 3. Take the paved side road going into town from the gas station. In about a mile, turn left at the cross street (where the road ahead becomes divided). The mission and museum are overlooking the river valley.

The missions of Baja California are both historically colorful and intriguing as to their existence. That such great effort was made in such extreme conditions illustrates the enthusiasm and commitment the missionaries had for their work in peninsular California. The native Indians who survived mixed with the mainlanders and foreigners who came to the peninsula. The tribes in the north were better able to survive the changes and live today in villages on the Colorado River delta, and near the missions of Santa Catalina and Guadalupe.

Thank you for your interest in the old missions of Baja California and please see additional mission photos and information on our Facebook page: <http://facebook.com/oldmissions> and my web site: <http://vivabaja.com/bajamissions>.



DBTC STAFF PENINSULA PICKS: TACO STANDS

No one does tacos like Baja. Whether it's carne asada, battered fish tacos, tripa, or shrimp, load it up "con todo" and we're happy campers. Here are some of our favorites places to stop for the tasty treat when we're on the peninsula.

STAFF MEMBER: Hugh

PICK: El Trailero in Ensenada

WHY: One of Ensenada's best taco stands is not in Ensenada, but a few miles north of town in El Sauzal. Look for the big red sign on the east side of the Mex 1 identifying *Taquería El Trailero*. Always busy with locals, you'll find *Trailero* clean with good service and great "street fare." The carne asada (off the grill), adobada (off the spit), shrimp and fish tacos are large and *muy sabroso*. Reward yourself on your next trip down to Ensenada or on the way back.



STAFF MEMBER: Jen

PICK: Tito's Mariscos in Rosarito

WHY: When it comes to taco stands, there's nothing that beats Tito's Mariscos in Rosarito. Nothing more than a large blue tent near the side of the freeway (right off of the toll road on the north side of town across from Comercial Mexicana), this is a true local's favorite. Their specialty is fish tacos. For 10 pesos (that's less than \$0.80 USD) you get a fresh, delicious and gigantic taco. It's no wonder that this place is always busy. I eat here at least once a week and everything on their extensive menu is great. Other favorites include the pulpo (octopus) tacos, the *caldo de siete mares* and the carne asada fries.

STAFF MEMBER: Monica

PICK: Las Brisas

WHY: Las Brisas is the best for fresh and flavorful tacos, with good service and a friendly atmosphere. Don't miss it when you're in Ensenada!



STAFF MEMBER: Carol

PICK: Tony's in Guerrero Negro

WHY: Tony's Taco truck in Guerrero Negro. I start yearning for Tony's taco as soon as we get to Cataviña. Made while you wait, these are the freshest and best shrimp tacos in the world. Tony also serves fish tacos. Toppings line the front of the truck and cold drinks are available. A trip to Guerrero Negro is not complete without a visit to Tony's---just past Malarrimo Hotel on the north side of the main road.

STAFF MEMBER: Maythé
PICK: Shrimp tacos at Las Cañadas

WHY: When you're spending the day with family on the zip lines, water slides and horseback riding at Las Cañadas, nothing beats stopping for a shrimp taco to refuel for more activities.



Explore the Peninsula with Baja Author Graham Mackintosh!



Join famous Baja author Graham Mackintosh (“Into a Desert Place,” “Journey with a Baja Burro,” “Marooned with Very Little Beer,” “Nearer My Dog to Thee”) on this Baja Custom Tours special trip to see the whales, the Sea of Cortez, and the mountains of San Pedro de Mártir. Share close encounters with the Gray Whales in Scammon’s Lagoon, stories and locations in Graham’s Baja books, and a great time with friends in this all-inclusive 7 day/6 night tour.

There are three dates for this trip:
January 28 – February 3, 2015
February 10 – February 16, 2015
March 18 – March 24, 2015

7 days, 6 nights \$1,395 all-inclusive, double occupancy.

For questions, or to reserve your spot, contact Discover Baja at 800-727-2252 or ask@discoverbaja.com

For more info: bit.ly/WhRazN

TRIP ITINERARY:

Day 1: Departure from San Diego 6am, lunch at Desert Inn Cataviña, visit local cave paintings, dinner Cataviña

Day 2: 7am breakfast in Cataviña, depart 8am for Guerrero Negro, stop at Baja berrendo (prong horn antelope) sanctuary, check in at motel, visit light house and marshlands, dinner at Mario’s Palapa

Day 3: 7am breakfast, drive to Ojo de Liebre lagoon for 2 hour whale tour – inner lagoon, lunch at Tony’s Tacos, break, visit Guerrero Negro lagoon beach, special dinner at Mario’s

Day 4: Check out of rooms, 7am breakfast, bus tour to outer lagoon with Mario’s through salt plant, 3 hour whale tour outer lagoon with sack lunch, drive to Bahia de Los Angeles, check in Costa del Sol motel, visit Bahia Natural History Museo, Seafood extravaganza dinner!

Day 5: 8am breakfast, boat tour of bay and islands, lunch on beach, dinner at Casa Essary

Day 6: Depart Bahia de Los Angeles at 7am after breakfast, tacos in Vincente Guerrero, drive to Meling Ranch, tour to top of mountains, family style dinner

Day 7: Depart Meling Ranch at 8am after breakfast, torta lunch in El Sauzal, wine tasting in Valle de Guadalupe (Las Nubes), cross border in Tecate.